

# WOU Community Health + Polk County COVID-19 Project

## Data Brief

January 11, 2021

### County Rankings of Incidence in the Last Week

Polk: 13th (was 11th)

Marion: 8th (was 7th)

\*Out of 36 Counties

### Cumulative Case Numbers:

Oregon: 125,683 • Polk: 2,275 • Marion: 15,440

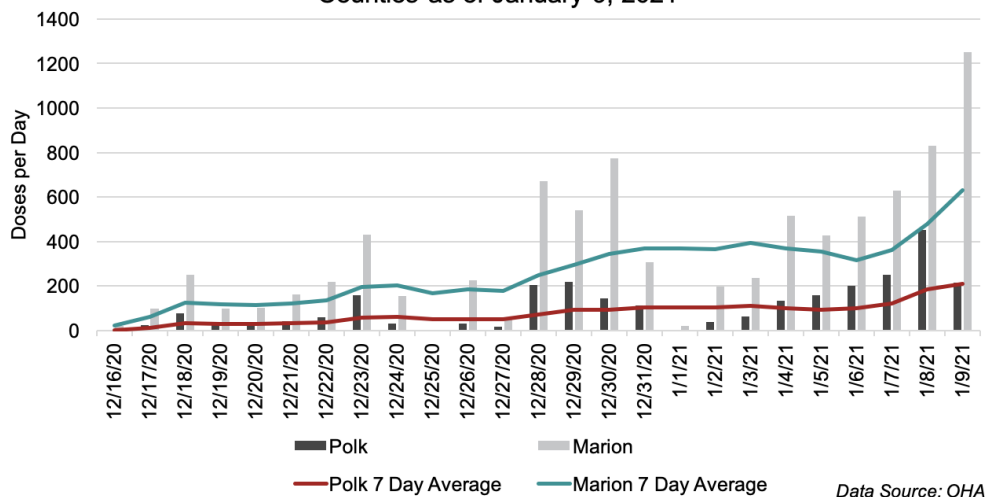
### Individuals Currently Being Traced by WOU

Contact Tracing Team: **179**

(Last Week: 211)

As of 1:00pm on 1/11

Daily Doses of COVID-19 Vaccines Administered in Polk & Marion Counties as of January 9, 2021



### By the Numbers (1/11/21):

**25,480,725** ...vaccine doses distributed to US states and territories

**8,987,322** ...vaccine doses administered in US states and territories

**12,000**...Governor Brown's goal of daily vaccine doses administered in Oregon by 1/15

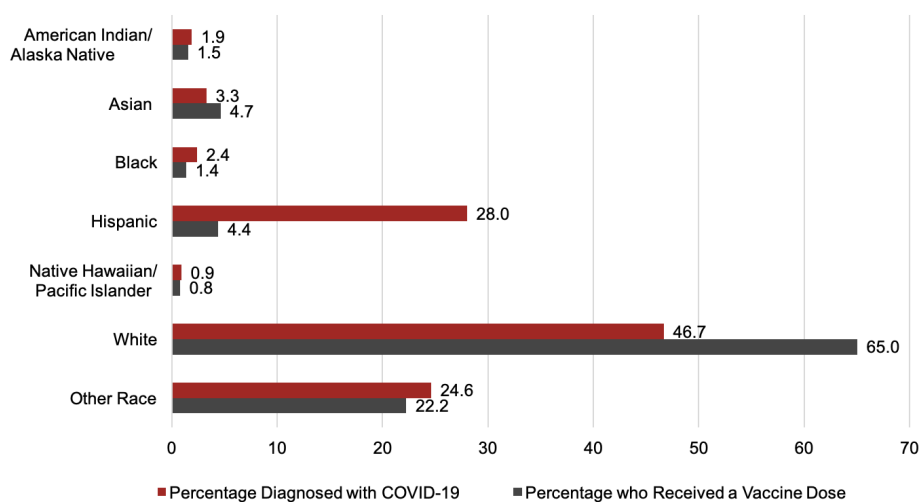
**6,359**...average daily vaccine doses administered in Oregon from 1/3-1/9

**2,609**...individuals in Polk County given a vaccine dose

**3.1**...percentage of Polk County residents given a vaccine dose

**2.3**...percentage of Oregonians given a vaccine dose

Race/Ethnic Differences in Percent Diagnosed with COVID-19 vs. Percent Receiving a Vaccine Dose in Oregon as of January 9, 2021



\*Numbers do not equal 100 because Unknown was not included

### Interested in more vaccine info?

#### Check out these 3 sources:

- OHA vaccine [dashboard](#)
- CDC vaccine [information](#)
- New York Times [vaccine tracker](#)



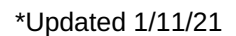
Data Brief Produced by Maddie Dirren, Queenie Love Agbayani,  
Jenny Leon-Perez, Dr. Emily Vala-Haynes, Dr. Megan Patton-Lopez,  
Dr. Leanne Cusack



Community Health



## Share of population that has gotten a shot



Global Vaccination Campaign			
County	No. of Doses Administered	Per 100 People	Last Updated
China	9,000,000	0.64	Jan. 08
U.S.	8,987,322	2.46	Jan. 11
U.K.	2,000,000	2.99	Jan. 10
Israel	1,870,652	20.67	Jan. 11
Russia	1,500,000	1.02	Jan. 11

